

HPM760 Sanitary Pressure Transmitter



Nanjing Hangjia Electronic Technology Co.,Ltd.

Overview

HPM760 sanitary pressure transmitter adopts the overall stainless steel structure, the shell is molded in one piece, sturdy and beautiful. Plane membrane directly feel the pressure signal, silicon pressure core as a sensitive element, built-in processing circuit will be converted to standard voltage or current signal output sensor signal, and after automatic testing and laser resistance adjustment process for a wide temperature range performance compensation. The product has been strictly screened by long-term aging and stability assessment and other processes, stable and reliable performance.

HPM760 hygienic pressure transmitter with on-site digital display, chuck end face force diaphragm exposed directly feel the pressure, can put an end to scaling, unhygienic and viscous pressure clogging and other issues, widely used in pharmaceuticals, food, brewing, milk, juice, beverages, etc., pressure and liquid level measurement.

Features

- Flush membrane structure
- Integral stainless steel integrated structure
- On-site display, and output standard remote signal at the same time
- Optional structure with heat sink to cope with high temperature media
- Multiple process connections

Application

- Food and Beverage Industry
- Pharmaceutical industry
- Level measurement
- Pressure measurement in industrial process control

Technical Parameters

Pressure Range	
Gauge Pressure	-100kPa...0 ~ 10kPa...2.5MPa
Absolute Pressure	0 ~ 20kPa...2.5MPa
Overload	1.5x of full scale
Measuring Medium	
Type	Various liquids and gases compatible with contact materials
Output/Power Supply	
Standard	Two wire: 4~20mA / Vs=8~30V
Standard	Two wire: 4~20mA+HART / Vs=12~32V
Standard	Three wire: 0 ~ 10V / Vs=12~30V

Performance	
Accuracy*	±0.5%FS @ 25°C
Long term stability	±0.50%FS/year, ≤100kPa ±0.25%FS/year, >100kPa
(includes linearity, hysteresis, and repeatability)*	
Temperature Drift Characteristics	
Compensation temperature range	-5 ~ 60°C
Zero temperature drift	±0.4%FS/10°C (within the temperature compensation range), ≤100kPa ±0.3%FS/10°C (within the temperature compensation range), >100kPa
Fullness temperature drift	±0.3%FS/10°C (within the temperature compensation range)

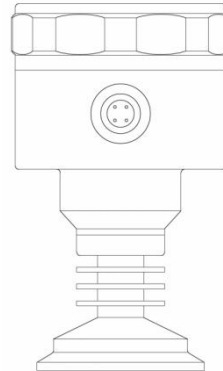
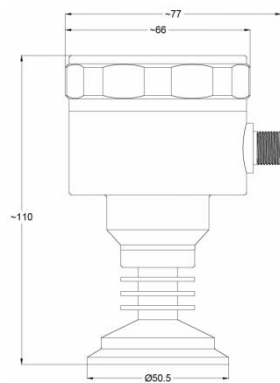
Environmental Conditions	
Temperature Range	Medium range: -40 ~ 80°C (without cooling fins) -40 ~ 140°C (with 3pcs cooling fins) -40 ~ 180°C (with 5pcs cooling fins) Ambient temp.: -20 ~ 80°C Storage temp.: -40 ~ 100°C
Protection Grade	IP65, M12×1

Electrical Protection	
Short circuit protection	Yes
Reverse polarity protection	No damage, circuit inoperative

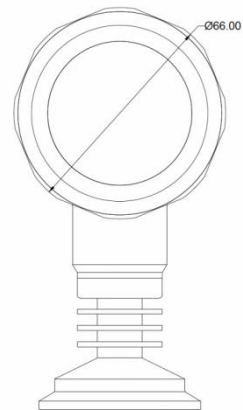
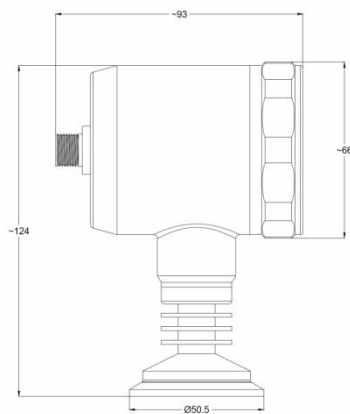
Insulation	
Insulation resistance	>200M Ω @500VDC
Dielectric strength	<2mA @ 500VAC 1min

Structural Drawings(unit:mm)

Top display (ordering code Y6)



Side display (ordering code Y6)

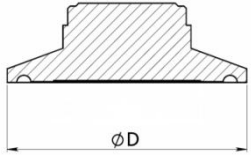
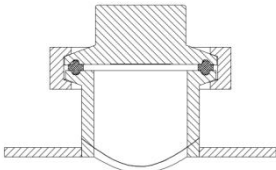


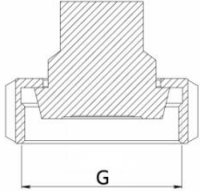
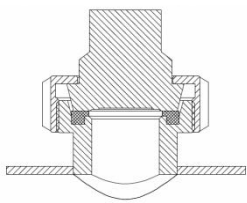
1. The dimensions listed in the picture may change with the update of the process.
2. Please consult us for other shapes.

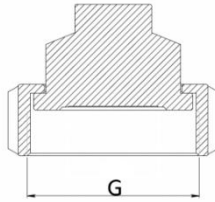
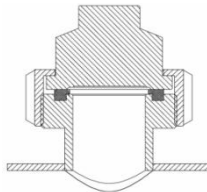
Structural Materials

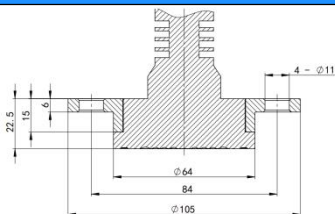
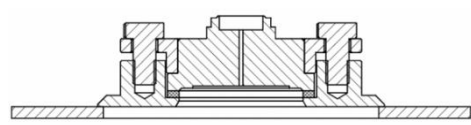
Ordering Code	Part	Material
S4	Housing	304
S6		316L
S4	Tri-Clamp/Flange	304
S6		316L
S6	Process Connection Diaphragm	316L

Process Connection

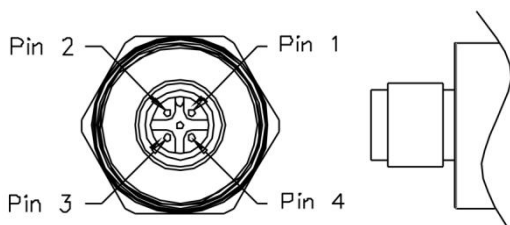
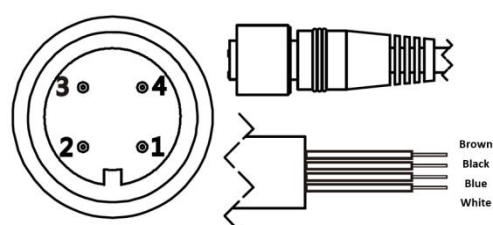
Ordering code: K252、K505、K640			
			
			
Standard	Dimension	Diameter (ϕD)	Code
Tri-Clamp	1/2"、3/4"	25.2	K252
Tri-Clamp	1"、1-1/2"	50.5	K505
Tri-Clamp	2"	64	K640
ISO 2852	DN38	50.5	K505
ISO 2852	DN40~51	64	K640
ISO 2852	DN70~76.1	91	K910
DIN 32676	DN32~40	50.5	K505
DIN 32676	DN50	64	K640
DIN 32676	DN65	91	K910

Ordering code: KD40、KD50			
			
			
Standard	Dimension	Dimension (G)	Code
DIN 11851	DN40	Rd 65*1/6	KD40
DIN 11851	DN50	Rd 78*1/6	KD50

Ordering code: KS112、KS2			
			
			
Standard	Dimension	Dimension (G)	Code
SMS	1-1/2"	Rd 60*1/6	KS112
SMS	2"	Rd 70*1/6	KS2

Ordering code KDRD		
		
		
Recommended Gasket Size: 64*48*2		
Standard	Dimension	Code
DRD	DN50	KDRD

Electrical Connection

M12×1 (Ordering code C5)	M12×1, with cable (Ordering code C5X)
	

Two wire 4 ~ 20mA current output

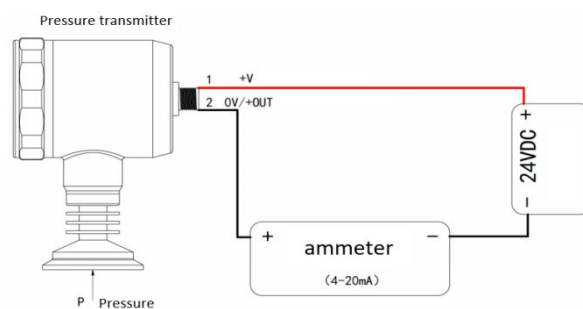
Signal Definition	Power supply+(+V)	Power supply-(0V/+OUT)
M12×1	1	2
M12×1 with cable	brown	black

Three wire 0~5V/10V voltage output

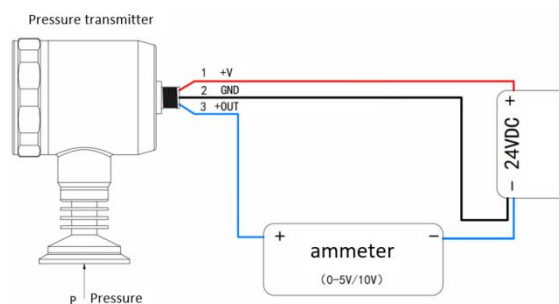
Signal Definition	Power supply+(+V)	Power supply-(GND)	Signal+(+OUT)
M12×1	1	2	3
M12×1 with cable	brown	black	blue

Wiring Diagram

Two-wire current output



Three-wire voltage output



Ordering Guide

Model Type	HPM760 Sanitary Pressure Transmitter
Measuring Range	(X1~X2)bar
Code	Output Signal
B1	(4-20)mA
B3	(0-10)V
B4	(0-5)V
Code	Process Connection
K252	Tri-Clamp 1/2" Tri-Clamp 3/4"
K505	Tri-Clamp 1-1/2" ISO 2852 DN38 DIN 32676 DN32-40
K640	Tri-Clamp 2" ISO 2852 DN40-51 DIN 32676 DN50
KDRD	DRD DN50
KS112	SMS 1-1/2"
KS2	SMS 2"
Code	Electrical Connection
C5	M12×1
C5X	M12×1,with cable
Code	Housing Material
S4	304
S6	316L
Code	Tri-clamp or Flange Material
S4	304
S6	316L
Code	Diaphragm
S6	316L
HC	HastelloyC
TA	Tantalum
Code	Additional Functions
G	Gauge Pressure
S	Sealed Gauge Pressure
A	Absolute Pressure
Y6	Top display
Y7	Side display

T3	3pcs Cooling Fins
T5	5pcs CoolingFins
NT	No Temperature Cooling Fins
FE	PTFE
NS	Normal temperature silicone oil(-30℃～150℃)
HS	High temperature silicone oil(150℃～320℃)
OL	Olive oil(-10℃～120℃)
NM	NeoBee M-20(-10℃～180℃)
EP	Electrolytic polishing treatment of liquid-connected parts